



SYNTHESIS OF 1,4-BIS SPIROCHROMANONE SUBSTITUTED BENZENES USING SUZUKI CROSS COUPLING AND THEIR ANTIMICROBIAL ACTIVITY

¹D Ashok*, ¹G Radhika, ²P Sreenivas and ³A Jayashree

¹*Green and Medicinal Chemistry Laboratory, Department of Chemistry, Osmania University, Hyderabad-500007, Telangana, India.*

²*Department of Organic Chemistry, Telangana University, Dichpally, Nizamabad, Telangana, India.*

³*Centre for Chemical Sciences & Technology, JNTU-H, Hyderabad, India.
e-mail:ashokdou@gmail.com*

Abstract: 1,4-Bis spirochromanone substituted benzenes (**6a-h**) were synthesized using 4-chloro-3-formylspirochromanones (**4a-d**) and benzene-1,4-diboronic acid (**2**) using Suzuki cross coupling conditions. All the synthesized compounds were screened for their in vitro antimicrobial activity. Compounds **6a**, **6b**, **6e** and **6f** shown good antimicrobial activity against all the tested organisms.

Key words: Spirochromanone, Suzuki coupling, Antimicrobial activity.

Introduction

Natural and synthetic flavones, chromones and spirochromanones are reported to have antimalarial¹, antiarrhythmic², free radical scavenging³ and antihypertensive⁴ activity. The spiro-heterocyclic moiety is key structure present in a variety of natural products and drugs (**Fig. 1**). Synthetic flavones, flavone-8-acetic acid⁵ and flavopiridol⁶ are anti-cancer drugs. Similarly 8-substituted flavones demiflin and flavoxate are coronary vasodilator⁷ and diuretic⁸ drugs respectively.

Chromone derived drugs include sorbinil (diabetes)⁹, cromakalim (cardiac)¹⁰ and centochroman (contraceptive). Substituted chromans show a variety of biological action and several of these compounds are used as drugs. Sorbinil and methosorbinil are aldose reductase inhibitors and are used in the treatment of diabetes. Cromakalim is an ATP sensitive potassium channel opener and is used for the treatment of cardiac problems¹¹. 7,8-Dihydroxy-3-amino-chroman-4-ol and 6,7-dihydroxy-3-amino-chroman-4-ol have adrenergic receptor antagonist action. 6-Hydroxychroman derivative has dopamine agonist activity. Rotenone isolated from *Derris elliptica*, a chromanochroman, is a natural insecticide.

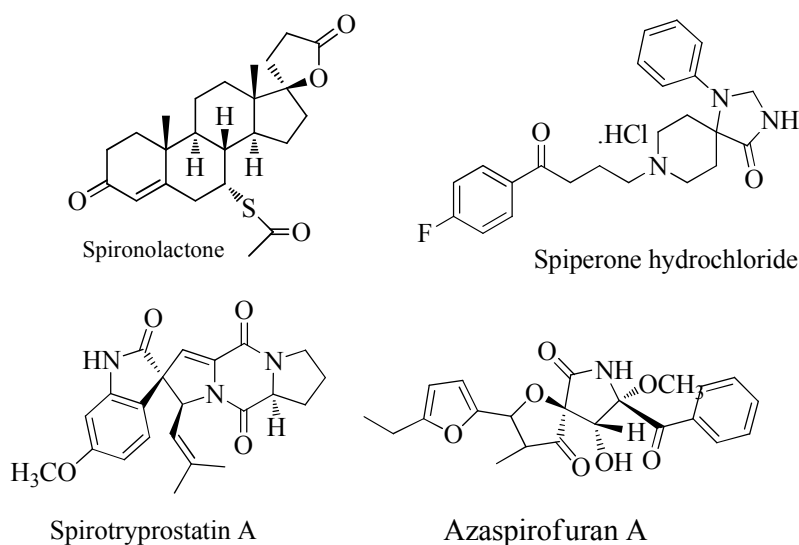
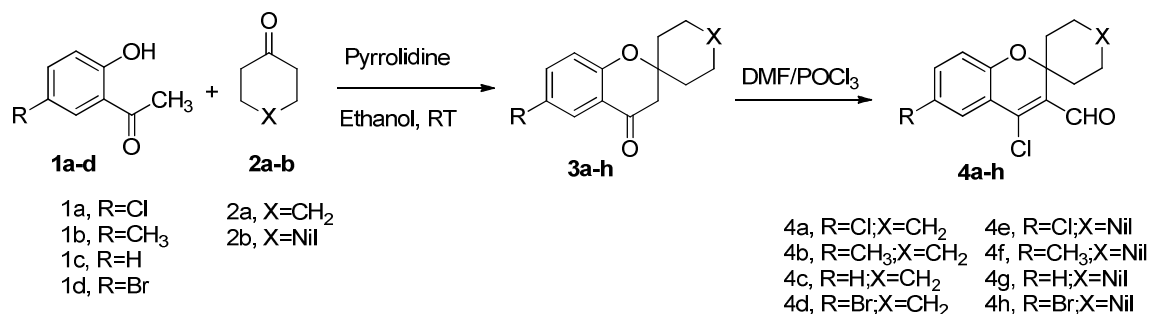


Figure 1. Representative examples of drugs and natural products containing spiro moieties.

Results & Discussion

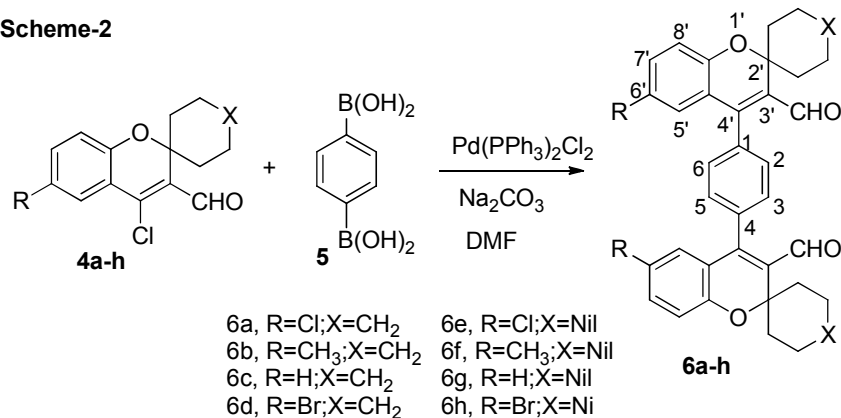
To synthesize 1,4-bis spirochromanonebenzenes (**6a-h**) we have started from 2-hydroxyacetophenones (**1a-d**). The reaction of substituted 2-hydroxyacetophenones with cycloalkanones (**2a-b**) using pyrrolidine as catalyst gave substituted spirochromanones¹² (**3a-h**). This on reaction with DMF/ POCl_3 yielded 4-chloro-3-formylspirochromanones (**4a-h**) (**Scheme-1**).

Scheme-1



These 4-chloro-3-formylspirochromanones (**4a-h**) on reaction with benzene-1,4-diboronic acid (**5**) using Suzuki cross coupling gave 1,4-bis spirochromanonebenzenes (**6a-h**) (**Scheme-2**). All the synthesized compounds were characterized by IR, ¹H-NMR, ¹³C-NMR and Mass spectral data.

Scheme-2



IR spectrum of **6a** showed characteristic peak at 1698cm^{-1} . $^1\text{H-NMR}$ spectrum of **6a** shown formyl peak at δ 9.75 as singlet (2H) and other peaks appeared at 7.62 (m, 4H), 7.40 (d, 2H), 6.85 (d, 2H), 1.90-2.55 (m, 10H, cyclohexane). In $^{13}\text{C-NMR}$ of **6a** peaks appeared at δ 192.1, 154.0, 152.3, 137.5, 136.4, 135.4, 132.5, 131.2, 131.0, 130.5, 126.5, 123.5. Mass spectrum of **6a** shown peak at m/z 599 [M+H], 601 [M+H+2].

Antimicrobial activity

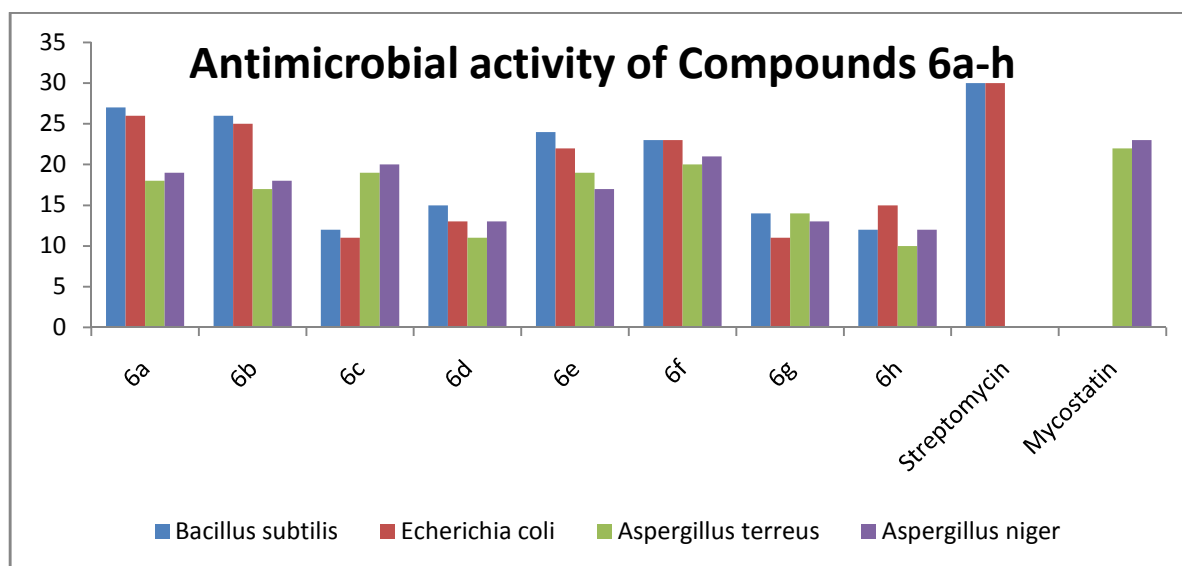
All the synthesized compounds were screened in vitro for their antimicrobial activity against Gram positive bacteria *Bacillus subtilis* (MTCC 121) and Gram negative bacteria *Escherichia Coli* (MTCC 7390) using streptomycin as standard and antifungal activity against *Aspergillus terreus* and *Aspergillus niger*. The activity was determined using disc diffusion method by measuring the zone inhibition in mm. The compounds were used at the concentration of $50\mu\text{g/ml}$ in DMSO.

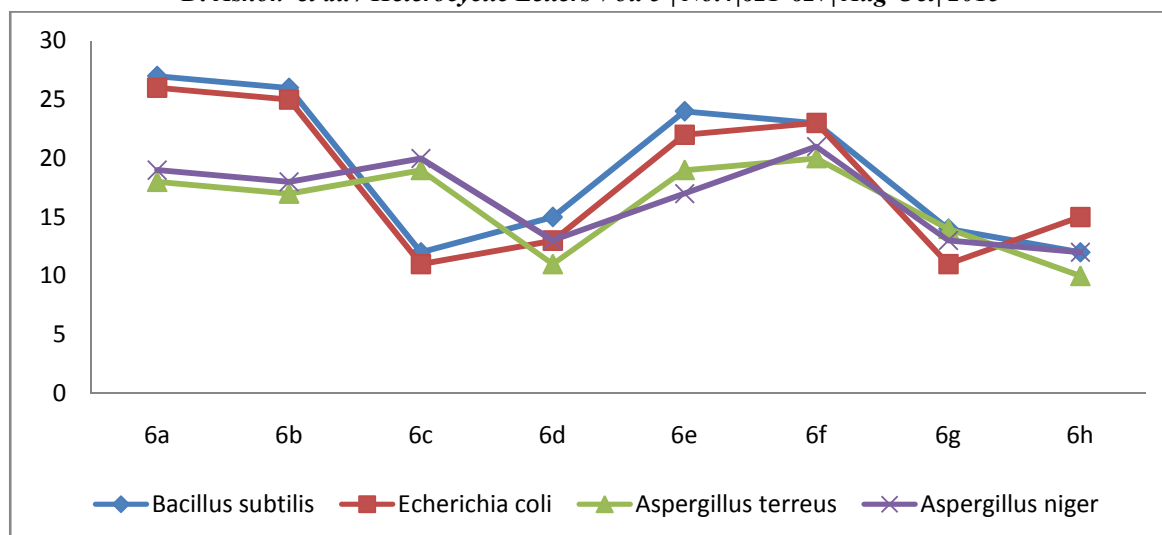
Table-1: Antimicrobial activity of Compounds **6a-h**

No	Zone of Inhibition (in mm)			
	Gram-positive Bacteria	Gram-negative Bacteria	Fungi	
	<i>Bacillus subtilis</i>	<i>Echerichia coli</i>	<i>Aspergillus terreus</i>	<i>Aspergillus niger</i>
6a	27	26	18	19
6b	26	25	17	18
6c	12	11	19	20
6d	15	13	11	13
6e	24	22	19	17
6f	23	23	20	21
6g	14	11	14	13
6h	12	15	10	12
*	30	30	-	-
**	-	-	22	23

*Streptomycin

**Mycostatin





From the screening studies it is evident that the synthesized compounds **6a**, **6b**, **6e** and **6f** shown good antimicrobial activity against all the tested organisms.

Conclusion

1,4-Bis spirochromanones substituted benzene (**6a-h**) were synthesized using 4-chloro-3-formylspirochromanones (**4a-d**) and benzene-1,4-diboronic acid (**2**) using Suzuki cross coupling conditions. All the synthesized compounds were screened for their in vitro antibacterial activity. Compounds **6a**, **6b**, **6e** and **6f** shown good antimicrobial activity against all the tested organisms

Acknowledgements

Authors grateful to the Head, Department of Chemistry, Osmania University, Hyderabad for providing laboratory facilities, CFRD, OU, for providing spectral analysis and one of the authors G Radhika is thankful to DST-PURSE, OU for financial support.

Experimental

General procedure for the synthesis of spiro[chromene-2,1'-cycloalkane]-3-carbaldehydes (**4a-h**)

To spiro[chroman-2,1'-cycloalkane]-4-one (**3a-h**) (10mmol) in dry DMF (50 mmols) a freshly distilled dry phosphorous oxychloride (9mmol) was added with constant stirring at 0°C. The reaction mixture was kept overnight and poured into crushed ice. The yellow compound that separated was filtered and washed with water. The product on chromatography over silicagel gave 4-chlorospiro[chromene-2,1'-cycloalkane]-3-carbaldehydes (**4a-h**). This was recrystallised from chloroform to give pale yellow needles.

4, 6-dichlorospiro[chromene-2,1'-cyclohexane]-3-carbaldehyde (**4a**)

yellow solid; mp 92 °C; yield 90%; IR (KBr) (cm⁻¹): 1689 (CHO); ¹H-NMR (CDCl₃, 200MHz): δ 10.24 (s, 3-CHO), 7.64 (d, J= 2.5 Hz, H-5), 7.30 (dd, J= 8.5, 2.5 Hz, H-7), 6.85 (d, J= 8.5 Hz, H-8), 1.29-2.15 (m, H-2', 3', 4', 5', 6'); ¹³C-NMR (CDCl₃, 75.5MHz): δ 188.9, 152.4, 143.0, 133.4, 132.7, 126.5, 125.4, 121.5, 118.4, 81.9, 32.4, 24.5, 20.9; ESIMS: m/z 297 [M+H], 299[M+H+2], 301[M+H+4].

4-chloro-6-methylspiro[chromene-2, 1'-cyclohexane]-3-carbaldehyde (**4b**)

yellow solid; mp 87 °C; yield 85%; IR (KBr) (cm⁻¹): 1688 (CHO); ¹H-NMR (CDCl₃, 00MHz): δ 10.23 (s, 3-CHO), 7.48 (d, J= 2.5 Hz, H-5), 7.20 (dd, J= 8.5, 2.5 Hz, H-7), 6.80 (d, J= 8.5 Hz, H-8), 2.38 (s, 6-CH₃), 1.28-2.15 (m, H-2', 3', 4', 5', 6'); ¹³C-NMR (CDCl₃,

50MHz): δ 188.0, 152.4, 143.0, 133.4, 132.7, 126.5, 125.4, 121.5, 118.4, 81.9, 32.4, 24.5, 20.9, 20.4; EIMS: m/z 277[M+H], 279[M+H+2].

4-chlorospiro[chromene-2, 1'-cyclohexan]-3-carbaldehyde (4c)

yellow solid; mp 71 °C; yield 93%; IR (KBr) (cm⁻¹): 1698 (CHO); ¹H-NMR (CDCl₃, 200MHz): δ 10.22 (s, 3-CHO), 7.65 (d, J= 8.7 Hz, H-5), 7.34 (dd, J= 8.7, 2.8 Hz, H-7), 6.97 (dd, J = 8.7, 2.8 Hz, H-6), 6.85 (d, J= 8.7 Hz, H-8), 1.60-2.15 (m, H-2', 3', 4', 5', 6'); ¹³C-NMR (CDCl₃, 50MHz): δ 189.2, 154.2, 143.2, 133.9, 132.2, 125.9, 121.5, 120.1, 117.1, 81.5, 32.6, 24.7, 21.1; ESIMS: m/z 263 [M+H], 265[M+H+2].

4-chloro-6-bromospiro[chromene-2, 1'-cyclohexan]-3-carbaldehyde (4d)

yellow solid; mp 97 °C; yield 87%; IR (KBr) (cm⁻¹): 1668 (CHO); ¹H-NMR (CDCl₃, 200MHz): δ 10.20 (s, 3-CHO), 7.61 (d, J= 2.4 Hz, H-5), 7.27 (dd, J= 8.4, 2.4 Hz, H-7), 6.81 (d, J= 8.4 Hz, H-8), 1.26-2.10 (m, H-2', 3', 4', 5', 6'); ¹³C-NMR (CDCl₃, 50MHz): δ 191.0, 151.8, 142.3, 133.1, 132.3, 125.8, 124.6, 121.2, 117.8, 81.1, 32.2, 24.1, 20.5; ESIMS: m/z 341[M+H], 343[M+H+2], 345[M+H+4].

4,6-dichlorospiro[chromene-2, 1'-cyclopentan]-3-carbaldehyde (4e)

yellow solid; mp 86 °C; yield 89%; IR (KBr) (cm⁻¹): 1697 (CHO); ¹H-NMR (CDCl₃, 200MHz): δ 10.23 (s, 3-CHO), 7.63 (d, J= 2.5 Hz, H-5), 7.28 (dd, J= 8.5, 2.4 Hz, H-7), 6.76 (d, J= 8.5 Hz, H-8), 1.79-2.20 (m, H-2', 3',4', 5'). ¹³C-NMR (CDCl₃, 50MHz): δ 188.8, 152.6, 142.5, 133.3, 130.9, 126.5, 125.2, 121.5, 118.4, 91.0, 37.3, 24.0; ESIMS: m/z 283 [M+H], 285[M+H+2], 287[M+H+4].

4-chloro-6-methylspiro[chromene-2,1'-cyclopentan]-3-carbaldehyde (4f)

yellow solid; mp 84 °C; yield 89%; IR (KBr) (cm⁻¹): 1687 (CHO); ¹H-NMR (CDCl₃, 200MHz): δ 10.21 (s, 3-CHO), 7.65 (d, J= 8.7 Hz, H-5), 7.30 (dd, J= 8.7, 2.8 Hz, H-7), 6.95 (dd, J = 8.7, 2.8 Hz, H-6), 6.87 (d, J= 8.7 Hz, H-8), 2.35 (s, 6-CH₃), 1.80-2.10 (m, H-2', 3', 4', 5'); ¹³C-NMR (CDCl₃, 50MHz): δ 189.0, 154.2, 144.3, 133.7, 130.2, 125.8, 121.4, 120.1, 117.0, 90.5, 37.1, 24.0, 20.7; ESIMS: m/z 263 [M+H], 265[M+H+2].

4-chlorospiro[chromene-2, 1'-cyclopentan]-3-carbaldehyde (4g)

yellow solid; mp 78 °C; yield 89%; IR (KBr) (cm⁻¹): 1692 (CHO); ¹H-NMR (CDCl₃, 200MHz): δ 10.20 (s, 3-CHO), 7.61 (d, J= 8.7 Hz, H-5), 7.33 (dd, J= 8.7, 2.8 Hz, H-7), 6.93 (dd, J = 8.7, 2.8 Hz, H-6), 6.82 (d, J= 8.7 Hz, H-8), 1.82-2.12 (m, H-2', 3', 4', 5'); ¹³C-NMR (CDCl₃, 50MHz): δ 189.9, 153.8, 145.1, 133.2, 129.8, 126.2, 122.1, 119.8, 116.8, 90.1, 36.9, 23.8; ESIMS: m/z 249 [M+H], 251[M+H+2].

4-chloro-6-bromospiro[chromene-2, 1'-cyclopentan]-3-carbaldehyde (4h)

yellow solid; mp 98 °C; yield 92%; IR (KBr) (cm⁻¹): 1658 (CHO); ¹H-NMR (CDCl₃, 200MHz): δ 10.25 (s, 3-CHO), 7.68 (d, J= 2.5 Hz, H-5), 7.30 (dd, J= 8.5, 2.4 Hz, H-7), 6.79 (d, J= 8.5 Hz, H-8), 1.60-2.13 (m, H-2', 3',4', 5'). ¹³C-NMR (CDCl₃, 50MHz): δ 189.1, 153.5, 143.6, 134.1, 131.1, 126.3, 124.1, 121.3, 119.1, 91.5, 37.1, 24.2; ESIMS: m/z 327 [M+H], 329[M+H+2], 331[M+H+4].

Synthesis of 1,4-bis spirochromanonebenzenes (6a-d)

Spiro[chromene-2,1'-cyclohexan/cyclopentan]-3-carbaldehyde (**4a-h**) (1mmol) was stirred in the presence of 4 mol% of dichlorobis(triphenylphosphine) palladium at RT under nitrogen for 30 min in DMF (10 mL) and Na₂CO₃ (1 mL of 2M aqueous solution). Phenyl-1,4-diboronic acid (**5**) (3 equiv) was added and the mixture was stirred for 30 min. The reaction mixture was heated at 80°C for 16 hours, cooled and 30% hydrogen peroxide was added to oxidize excess arylboronic acid. The reaction mixture was diluted with chloroform (50mL), washed with water (3 x 3mL). The aqueous layers were combined and further extracted with chloroform (3 x 5mL). The organic extracts were combined, dried (Na₂SO₄) and the solvent evaporated. The residue was purified column chromatography using pet.ether to **6a-h**.

1,4-di-(6-chloro-3-formyl[chroman-2,1'-cyclohexan-4yl]benzene (6a)

Yellow solid; mp 79 °C; IR (KBr): 1698 cm⁻¹(C=O); ¹H-NMR (CDCl₃, 400MHz): 9.75 (s, 2H, CHO), 8.05 (d, 2H, H-5'), 7.62 (m, 4H, H-2,3,5,6), 7.40 (d, 2H, H-7'), 6.85 (d, 2H, H-8'), 1.90-2.55 (m, 10H, cyclohexane); ¹³C-NMR (CDCl₃, 100MHz): δ 192.1, 154.0, 152.3, 137.5, 136.4, 135.4, 132.5, 131.2, 131.0, 130.5, 126.5, 123.5, 115.0, 82.5, 37.5, 30.2, 23.5; ESIMS: 599 [M+H], 601[M+H+2]. Anal. Calcd. for C₃₆H₃₂Cl₂O₄: C, 72.12; H, 5.38; Found: C, 72.09; H, 5.35.

1,4-di-(6-methyl-3-formyl[chroman-2,1'-cyclohexan-4yl]benzene (6b)

Yellow solid; yield 72%; mp 86 °C; IR (KBr): 1689 cm⁻¹(C=O); ¹H-NMR (CDCl₃, 400MHz): δ 9.58 (s, 2H, CHO), 7.98 (d, 2H, H-5'), 7.60 (m, 4H, H-2,3,5,6), 7.38 (d, 2H, H-7'), 6.90 (d, 2H, H-8'), 2.50 (s, 3H, CH₃), 1.70-2.40 (m, 10H, cyclohexane); ¹³C-NMR (CDCl₃, 100MHz): δ 192.1, 154.0, 152.3, 137.5, 136.4, 135.4, 132.5, 131.2, 131.0, 130.5, 126.5, 123.5, 115.0, 82.5, 37.5, 30.2, 23.5; ESIMS: m/z 559 [M+H]. Anal. Calcd. for C₃₈H₃₈O₄: C, 81.69; H, 6.86; Found: C, 81.64; H, 6.82.

1,4-di-(3-formyl[chroman-2,1'-cyclohexan-4yl]benzene (6c)

Yellow solid; yield 68%; mp 93 °C; IR (KBr): 1695 cm⁻¹(C=O); ¹H-NMR (CDCl₃, 400MHz): δ 9.65 (s, 2H, CHO), 8.20 (d, 2H, H-5'), 7.80 (d, 2H, H-6'), 7.62 (m, 4H, H-2,3,5,6), 7.40 (d, 2H, H-7'), 6.90 (d, 2H, H-8'), 1.60-2.20 (m, 10H, cyclohexane); ¹³C-NMR (CDCl₃, 400MHz): δ 192.1, 154.0, 152.3, 137.5, 136.4, 135.4, 132.5, 131.2, 131.0, 130.5, 126.5, 123.5, 115.0, 82.5, 37.5, 30.2, 23.5; ESIMS: m/z 531[M+H]. Anal. Calcd. for C₃₆H₃₄O₄: C, 81.48; H, 6.46; Found: C, 81.45; H, 6.42.

1,4-di-(6-bromo-3-formyl[chroman-2,1'-cyclohexan-4yl]benzene (6d)

Yellow solid; yield 72%; mp 68 °C; IR (KBr): 1686cm⁻¹ (C=O); ¹H-NMR (CDCl₃, 400MHz): δ 9.70 (s, 2H, CHO), 8.02 (d, 2H, H-5'), 7.60 (m, 4H, H-2,3,5,6), 7.41 (d, 2H, H-7'), 6.86 (d, 2H, H-8'), 1.80-2.51 (m, 10H, cyclohexane); ¹³C-NMR (CDCl₃, 100MHz): δ 192.1, 154.0, 152.3, 137.5, 136.4, 135.4, 132.5, 131.2, 131.0, 130.5, 126.5, 123.5, 115.0, 82.5, 37.5, 30.2, 23.5; ESIMS: m/z 687 [M+H], 689 [M+H+2]. Anal. Calcd. for C₃₆H₃₂Br₂O₄: C, 62.81; H, 4.69; Found: C, 62.78; H, 4.64.

1,4-di-(6-chloro-3-formyl[chroman-2,1'-cyclopentan-4yl]benzene (6e)

Yellow solid; yield 68%; mp 71 °C; yield 62%; IR (KBr): 1657 cm⁻¹(C=O); ¹H-NMR (CDCl₃, 400MHz): δ 9.80 (s, 2H, CHO), 8.02 (d, 2H, H-5'), 7.50 (m, 4H, H-2,3,5,6), 7.36 (d, 2H, H-7'), 6.82 (d, 2H, H-8'), 1.88-2.40 (m, 8H, cyclopentane); ¹³C-NMR (CDCl₃, 100MHz): δ 192.3, 153.8, 151.9, 137.6, 136.2, 135.1, 132.8, 130.8, 130.6, 130.4, 125.6, 122.8, 116.1, 83.1, 37.1, 30.3, 23.1; ESIMS: m/z 571 [M+H], 573 [M+H+2]. Anal. Calcd. for C₃₄H₂₈Cl₂O₄: C, 71.46; H, 4.94; Found: C, 71.41; H, 4.88.

1,4-di-(6-methyl-3-formyl[chroman-2,1'-cyclopentan-4yl]benzene (6f)

Yellow solid; yield 66%; mp 72 °C; yield 65%; IR (KBr): 1667 cm⁻¹(C=O); ¹H-NMR (CDCl₃, 400MHz): δ 9.63 (s, 2H, CHO), 7.99 (d, 2H, H-5'), 7.58 (m, 4H, H-2,3,5,6), 7.41 (d, 2H, H-7'), 6.96 (d, 2H, H-8'), 2.55 (s, 3H, CH₃), 1.76-2.34 (m, 8H, cyclopentane); ¹³C-NMR (CDCl₃, 100MHz): δ 192.3, 153.8, 152.5, 138.2, 137.2, 136.1, 131.6, 131.1, 129.8, 129.6, 125.5, 123.1, 115.8, 82.1, 37.3, 30.1, 23.3; ESIMS: m/z 531 [M+H]. Anal. Calcd. for C₃₆H₃₄O₄: C, 81.48; H, 6.46; Found: C, 81.44; H, 6.41.

1,4-di-(3-formyl[chroman-2,1'-cyclopentan-4yl]benzene (6g)

Yellow solid; yield 74%; mp 65 °C; yield 69; IR (KBr): 1678 cm⁻¹(C=O); ¹H-NMR (CDCl₃, 400MHz): δ 9.68 (s, 2H, CHO), 8.12 (d, 2H, H-5'), 7.78 (d, 2H, H-6'), 7.61 (m, 4H, H-2,3,5,6), 7.38 (d, 2H, H-7'), 6.83 (d, 2H, H-8'), 1.64-2.24 (m, 8H, cyclopentane); ¹³C-NMR (CDCl₃, 100MHz): δ 191.8, 153.8, 152.1, 138.1, 137.1, 136.4, 132.4, 131.6, 131.2, 131.0, 126.6, 123.8, 116.6, 82.3, 37.1, 30.1, 23.1; ESIMS: m/z 503 [M+H]. Anal. Calcd. for C₃₄H₃₀O₄: C, 81.25; H, 6.02; Found: C, 81.20; H, 6.05.

1,4-di-(6-bromo-3-formyl[chroman-2,1'-cyclohexan-4yl]benzene (6h)

Yellow solid; yield 72%; mp 68 °C; yield 71; IR (KBr): 1681cm⁻¹ (C=O); ¹H-NMR (CDCl₃, 400MHz): δ 9.76 (s, 2H, CHO), 8.10 (d, 2H, H-5'), 7.64 (m, 4H, H-2,3,5,6), 7.45 (d, 2H, H-7'), 6.88 (d, 2H, H-8'), 1.70-2.41 (m, 8H, cyclohexane); ¹³C-NMR (CDCl₃, 100MHz): δ 192.2, 153.8, 152.5, 136.5, 136.2, 135.6, 133.4, 132.2, 131.5, 131.1, 126.2, 123.1, 115.1, 82.1, 37.2, 30.5, 23.1; ESIMS: m/z 659 [M+H], 661 [M+H+2]. Anal. Calcd. for C₃₄H₂₈Br₂O₄: C, 61.84; H, 4.27; Found: C, 61.83; H, 4.22.

References

1. R. Xu, J. K. Snyder, K. Nakanishi, Robustadiols A and B from Eucalyptus robusta *J. Am. Chem. Soc.* 1984, **106**, 734-736.
2. J. M. Elliott, H. G. Selnick, D. A. Claremon, J. J. Baldwin, S. A. Buhrow, J. W. Butcher, C. N. Habecker, S. W. King, J. J. Lynch, 4-Oxospiro[benzopyran-2,4'-piperidines] as class III antiarrhythmic agents. Pharmacological studies on 3,4-dihydro-1'-[2-(benzofurazan-5-yl)ethyl]-6-methanesulfonamidospiro[(2H)-1-benzopyran-2,4'-piperidin]-4-one *J. Med. Chem.* 1992, **35**, 3973-3976.
3. V. Panteleon, P. Marakos, N. Pouli, E. Mikros, I. Andreadou, Synthesis, conformational analysis and free radical scavenging activity of some new Spiropyranquinolinones *Chem. Pharm. Bull.* 2003, **51**, 522-522.
4. R. Bergmann, R. Gericke, Synthesis and antihypertensive activity of 4-(1,2-dihydro-2-oxo-1-pyridyl)-2H-1-benzopyrans and related compounds, new potassium channel activators *J. Med. Chem.* 1990, **33**, 492-504.
5. M. Lopez-Lazaro, Flavonoids as Anticancer Agents: Structure-Activity Relationship Study *Current Med. Chem.; Anti-Cancer Agents*, 2002, **2**, 691-714.
6. A. H. Dewald, G. T. Heffner, C. J. Jaen, M. D. Lustgarten, T.A. Mc Phail, T.L. Meitzer, A. T. Pugsley, D. L. Wise, Synthesis and dopamine agonist properties of (+)-trans-3,4,4a,10b-tetrahydro-4-propyl-2H,5H-[1]benzopyrano[4,3-b]-1,4-oxazin-9-ol and its enantiomers *J. Med. Chem.* 1990, **33**, 445-450.
7. S. G. Cockerill, C. P. Levett, A. D. Whiting, Synthesis of novel inhibitors of electron transport *J. Chem. Soc. Perkin Trans-1*, 1995, 1103-1110.
8. P. D. Re, L. Sagramora, V. Mancini, P. Valenti, L. Cima, Central nervous system stimulants of the xanthone series *J. Med. Chem.* 1970, **13**, 527-531.
9. P. Sreenivas, S.S.N. Reddy, Y. Jayaprakash Rao, Ch Prasad Rao, G L David Krupadanam, Synthesis and antibacterial activity of some new spiro[pyrano[2,3-f]chromen-2,1'-cycloalkane]-4-ones *Indian J. Chem.* 2011, **50B**, 1484-1490.
10. A. C. Lipinski, E. C. Aldinger, A. T. Beyer, J. Border, F. D. Burdi, L. B. Bussolotti, B. P. Inskeep, W. T. Siegel, Hydantoin bioisosteres. In vivo active spiro hydroxy acetic acid aldose reductase inhibitors *J. Med. Chem.* 1992, **35**, 2169-2177.
11. S. K. Atwal, J. G. Grover, Z. S. Ahmed, N. F. Ferrara, W. T. Harper, S. Kim, G. P. Sleph, S. Dzwonczyk, D. A. Russel, S. Moreland, R.J. Mecullough, E.D. Normandin, Cardiosselective anti-ischemic ATP-sensitive potassium channel openers *J. Med. Chem.* 1993, **36**, 3971-3974.
12. H.J. Kabbe, Eine einfache Synthese von 4-Chromanonen *Synthesis* 1978, 886-889.

Received on September 25, 2015.